

# ANTIEPILEPTIC DRUGS

**Moderators:**     **Dr P S Chandra**  
                              **Dr Pankaj kumar Singh**

**Presenter:**        **Dr Manoj Phalak**

# HISTORY

- Hippocrates(400 B C)- *On the sacred disease*
- Bromides(1957)
- Phenobarbital(1912)
- Ketogenic Diet(1920)
- Phenytoin (1938)- H Houston Meritt and Tracy Putnam
- Carbamazepine(Trigeminal Neuralgia-1962, Seizure-1965)
- Valproate(1967)
- Levetiracetam (1998)



# DEFINITIONS

- **Antiepileptic drug** : decreases the frequency and/or severity of seizures in people with epilepsy
- **Antiepileptic drug** : Treats the symptom of seizures, not the underlying epileptic condition
- **Goal of therapy** : maximize quality of life by minimizing seizures and adverse drug effects



# DEFINITIONS

- **Seizure:** the clinical manifestation of an abnormal synchronization and excessive excitation of a population of cortical neurons
- **Epilepsy:** a tendency toward recurrent seizures unprovoked by acute systemic or neurologic insults.



# DEFINITIONS

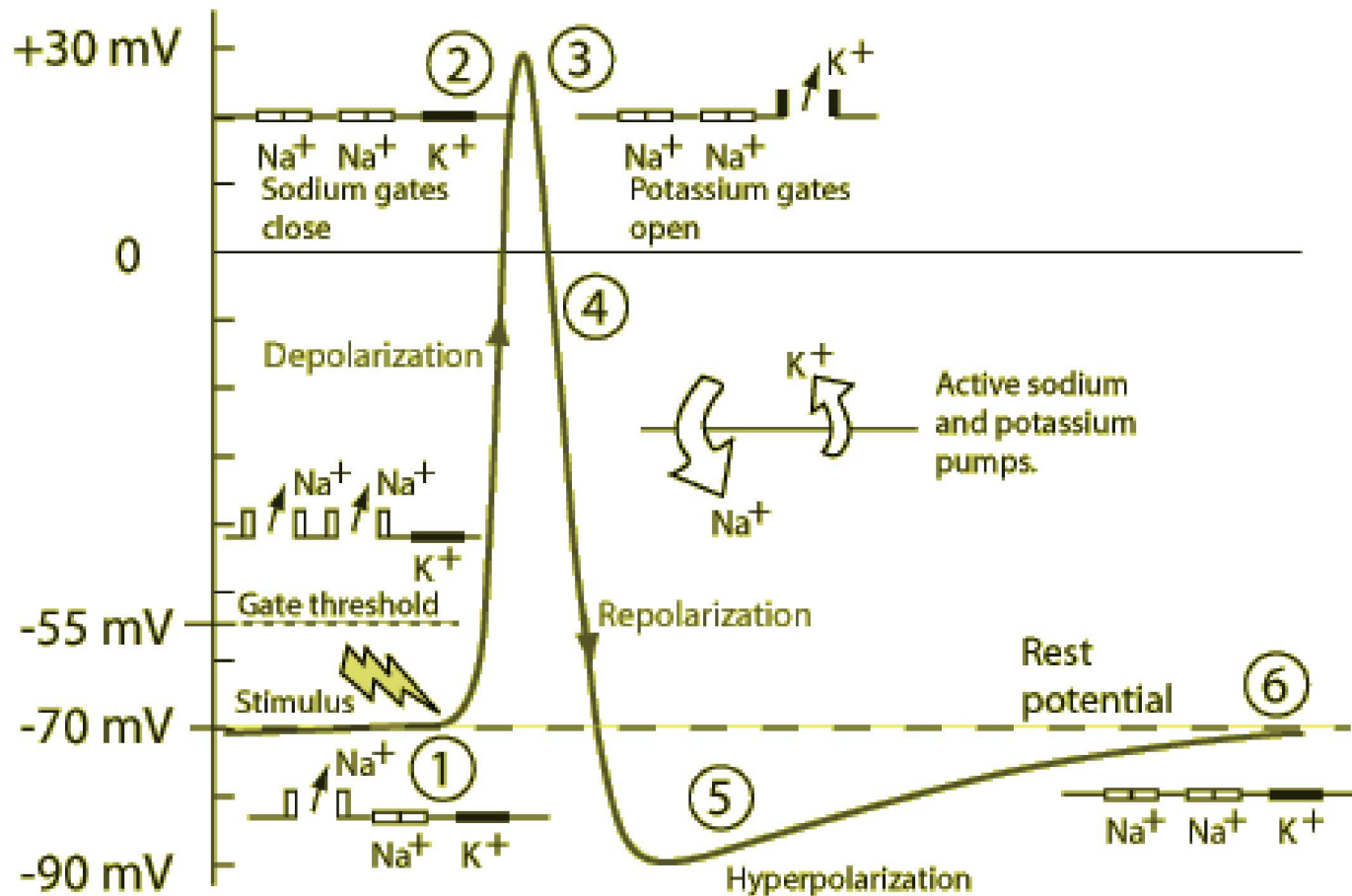
## Status Epilepticus

- **Convulsive Status Epilepticus** : continuous convulsive seizures lasting > 5 min, or two or more seizures- and patient's does not return to baseline consciousness
- **Non-Convulsive Status Epilepticus** : change in mental status from baseline >30 min, with evidence of ictal discharges on EEG
- **Refractory Status Epilepticus** : seizure activity continues after 1<sup>st</sup> line and 2<sup>nd</sup> line AEDs management failed (>60 min)

## DEFINITIONS

- **Medically Intractable Epilepsy:** 2 AEDs used in optimal dosage, or continued epilepsy after > 2 yrs of appropriate treatment(adults),
- Or – Children with epileptic encephalopathy, infantile spasm, seizure >1/month, catastrophic onset epilepsy, disabling epilepsy

# NEURONAL ACTION POTENTIAL



# MECHANISM OF SEIZURE GENERATION

## Deregulation of balance

### Excitation (too much)

- Ionic-inward  $\text{Na}^+$ ,  $\text{Ca}^{++}$  currents (EPSPs)
- Neurotransmitters : glutamate, aspartate

### Inhibition (too little)

- Ionic-inward  $\text{Cl}^-$ , outward  $\text{K}^+$  currents (IPSPs)
- Neurotransmitter: GABA



# NEUROTRANSMITTERS

## GLUTAMATE

- Brain's major excitatory neurotransmitter

Two groups of receptors

- Inotropic -fast synaptic transmission
  - NMDA, AMPA, kainate
  - Gated  $\text{Ca}^{++}$  and gated  $\text{Na}^{+}$  channels
- Metabotropic -slow synaptic transmission
  - Regulation of second messengers (cAMP and Inositol)
  - Modulation of synaptic activity



# NEUROTRANSMITTERS

## GABA

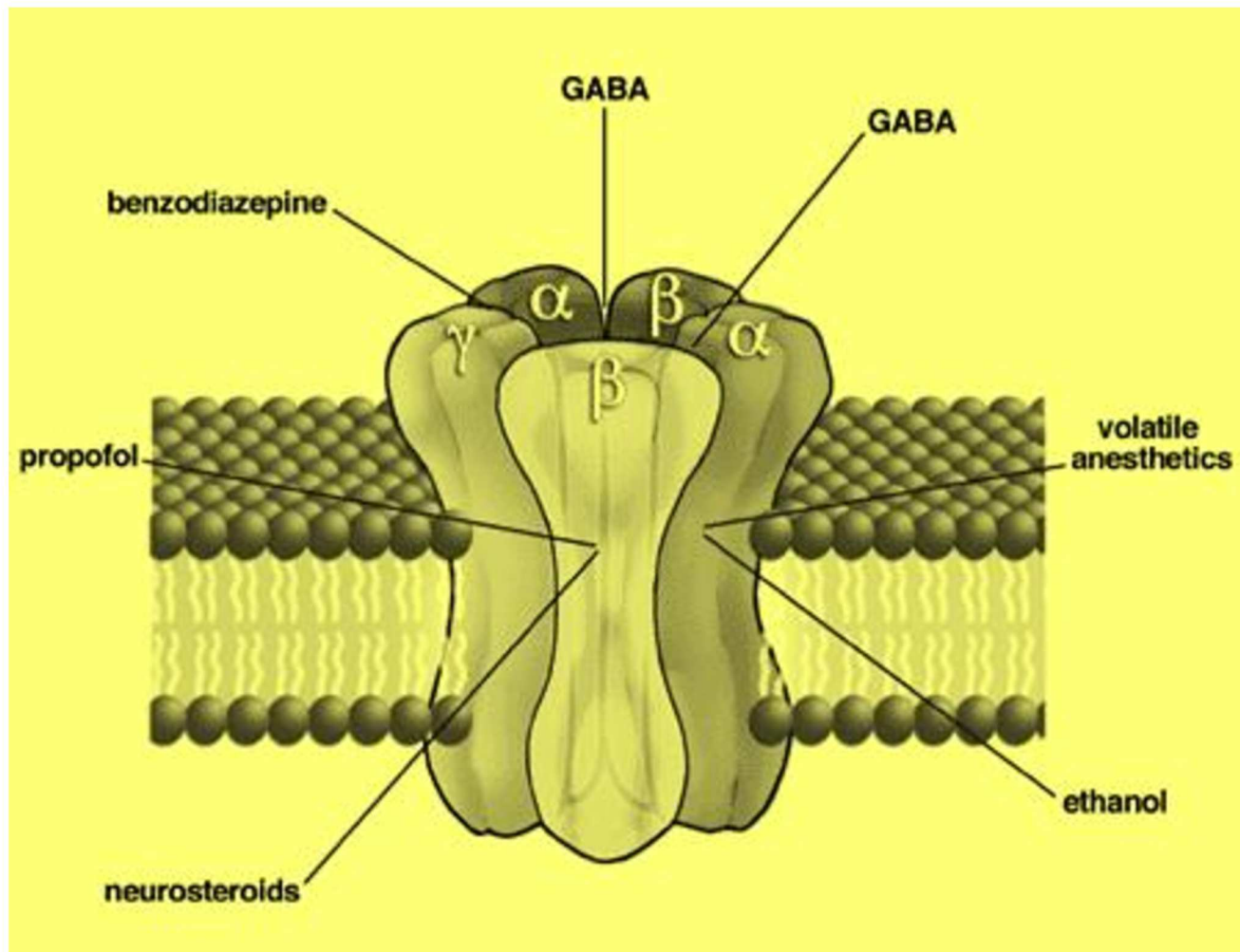
- Major inhibitory neurotransmitter in the CNS

Two types of receptors

- GABA-A
  - Post-synaptic
  - Specific recognition sites
  - Linked to Cl<sup>-</sup> channel
- GABA-B
  - Pre-synaptic reduction in calcium influx
  - Mediated by K<sup>+</sup> currents



# GABA<sub>A</sub> RECEPTOR



## CLASSIFICATION (*DECKERS' ET AL* )

- **Group 1**- Blockade of voltage-dependent Na<sup>+</sup> or Ca channels (generalised and partial seizures)
- **Group 2** - enhance inhibitory events mediated by GABA (absence, generalised, partial seizures)
- **Group 3** - blocks T-type calcium channels (absence seizures).
- **Group X**- reduce events mediated by excitatory amino acids- glutamate

*Some drugs like leviracetam, Hormonal agents, MgSO<sub>4</sub> unaccounted.*

*Most of the AEDs act by more than 1 mechanism*



# CLASSIFICATION

Sodium Channel	Calcium Channel	GABAERGIC	Glutamate	CA Inhibitor	Other
Phenytoin →	Ethosuximide	GABA <sub>A</sub> Agonist	NMDA receptor	Acetazolamide	Unknown
Carbamazepine →		Benzodiazepines	Felbamate		Levetiracetam
Oxcarbazepine →		Barbiturates	AMPA/Kainate r.		Hormonal
Zonisamide →		Uptake inhibitor	Topiramate		Progesterone
		Tiagabine			
		GABA-transaminase	Metabotropic		
Lamotrigine		Vigabatrine	Experimental		
		GAD modulation			
		Gabapentin			
		Valproate (?)			

# PHARMACOKINETICS

## **Absorption**

- Essentially complete for all AEDs (except gabapentin- dose dependent,)
- Timing varies widely by drug, formulation, patient characteristics
- Generally slowed by food in stomach (CBZ may be exception, lamotrigine not slowed by food)
- Therapeutic levels- Usually takes several hours (importance for interpreting blood levels)



# PHARMACOKINETICS

## **Elimination**

- Metabolism/biotransformation — generally hepatic (usually rate-limiting step)
- Excretion — mostly renal
- Active and inactive metabolites
- Changes in metabolism over time  
(Auto-induction with carbamazepine, with polytherapy enzyme induction or inhibition)
- Differences in metabolism by age, systemic disease



DRUG	Protein binding	Clearance	T1/2 (hrs)	Therapeutic level Mcg/ml	PK Interaction	Withdrawal over
PHT	90	100% H	12-60 Dose dependent	10 - 20	YES	4 wks
CBZ	75-85	100% H	SD 20-55 Chr Rx 10-30	6 - 12	YES	4wks
VPA	75-95	100% H	6-18	50 - 100	YES	4wks
LEV	<10%	66% renal	4-8	20 -60	No	

# AED INTERACTION

## **Metabolism inducer**

- Carbamazepine
- Phenytoin
- Phenobarbital
- Primidone

## **Metabolism Inhibitor**

- Valproate
- Felbamate
- Topiramate

## **Neither inducer/inhibitor**

- Gabapentin
- Lamotrigine
- Pregabalin
- Tiagabine
- Levetiracetam
- Zonisamide

## **Protein Bound**

- Valproate
- Phenytoin
- Tiagabine
- Carbamazepine
- Oxcarbazepine
- Topiramate



# AED INTERACTIONS- COMORBIDITIES

Effects	Older AED	Newer AED
Metabolic disorder may increase risk of hepatotoxicity	VPA	-
Increased risk of hyponatremia	CBZ	OXC
Measurable increase in free fraction with hypoalbuminemia	PHT, VPA	-
Metabolism affected by renal disease	PB	GBP, LEV, TPM
Metabolism affected by liver disease	CBZ, PHT, VPA	LTG, ZNS, OXC, TGB



# ADVERSE EFFECTS

## Acute (dose related - reversible)

Adverse effects	AED
Dizziness, Fatigue, Ataxia, Diplopia	<i>all AEDs</i>
Irritability/behaviour change	<i>Levetiracetam, Gabapentin</i>
Weight loss/anorexia	<i>Topiramate, zonisamide, felbamate</i>
Weight gain	<i>Valproate (associated with PCOS in women), Carbamazepine, Gabapentin, Pregabalin</i>
Tics and Insomnia	<i>Lamotrigine</i>
Metabolic acidosis	<i>Topiramate</i>
Language dysfunction	<i>Topiramate</i>
Photosensitivity	<i>Zonisamide</i>



# ADVERSE EFFECTS

## Idiosyncratic (uncommon, serious)

Adverse effects	Drugs
Renal stones	<i>Topiramate, zonisamide</i>
Anhydrosis, heat stroke	<i>Topiramate, zonisamide</i>
Acute closed-angle glaucoma	<i>Topiramate</i>
Hyponatremia	<i>Carbamazepine, oxcarbazepine</i> (used in DI)
Aplastic anemia	<i>Valproate, Carbamazepine, Felbamate, Zonisamide,</i>
Hepatic Failure	<i>Valproate, Felbamate, Lamotrigine, Phenobarbital</i>
Peripheral vision loss	<i>Vigabatrin</i>
Stupor- spike wave	<i>Zonisamide</i>



# ADVERSE EFFECTS

## **Idiosyncratic (uncommon, serious)**

- Rash - Phenytoin, Lamotrigine, Zonisamide, Carbamazepine
  - *Risk of “dangerous or even fatal skin reactions” such as Steven-Johnson Syndrome and Toxic epidermal necrolysis is increased in patients with HLA-B\*1502 allele*
  - *Estimated absolute risk for those with the allele: 5%*



# ADVERSE EFFECTS

## Long term (vary in severity and reversibility)

Endocrine/Metabolic	AEDs
Osteomalacia, osteoporosis	Carbamazepine, Phenobarbital, Phenytoin, Oxcarbazepine (ADOPT trial- RCT on bisphosphonates v/s Ca/Vitamin D supplementation- ongoing)
Folate deficiency (anaemia, teratogenesis)	Phenobarbital, Phenytoin, Carbamazepine, Valproate
Altered connective tissue metabolism or growth (facial coarsening, gum hyperplasia, hirsutism)	Phenytoin, Phenobarbital

- Neuropathy, Cerebellar Syndrome : Phenytoin



## AED SERUM LEVEL

- Optimizing AED therapy

- Assessing compliance

- To monitor pharmacodynamic and pharmacokinetic interactions.

- Most often individual patients define their own “therapeutic range” for AEDs.

- New AEDs there is no clearly defined “therapeutic range”.



# AEDS- BEFORE STARTING

Discuss:

- Adverse effects- dose dependent and serious
- Likelihood of success
- Recording/reporting- seizures, adverse effects, potential precipitants



# AEDS- CHOICE

- Limited Placebo controlled trials available- especially newer AEDs
- Several drugs are commonly used for indications other than those for which they are officially approved/recommended
- Partial epilepsy- choice depends on drug side-effect profile & patient's preference/concerns
- Generalized epilepsy- choice depends on predominant seizure type(s) , drug side-effect & patient's preference/concerns



# AEDS- CHOICE

Seizure type	GTCS	Partial	Absence	Myoclonic
<b>BEST EVIDENCE</b>	Valproate Topiramate	Carbamazepine Oxcarbazepine Phenytoin Topiramate	Ethosuximide Valproate	Valproate Levetiracetam Clonazepam
Alternatives	Phenytoin Carbamazepine Levetiracetam Lamotrigine	Lamotrigine Gabapentine Gabapentine Levetiracetam Valproate Phenobarbitol Pregabalin Zonisamide	Lamotrigine Levetiracetam Levetiracetam Clonazepam Topiramate Felbamate	Zonisamide Topiramate

# AED- HOW TO START

- Monotherapy preferred- simplifies Rx, fewer adverse effects and drug interactions
- ~70-80% seizures are controlled on monotherapy alone
- Monotherapy with different drug should be tried together before starting polytherapy
- Conversion to single drug from multiple drugs
  - Eliminate sedative drugs first (barbiturate/benzodiazepine)
  - Withdraw AEDs slowly over several months



## AEDS- WHEN TO STOP

- Seizure freedom for  $\geq 2$  years implies overall  $>60\%$  chance of success
- Favourable factors
  - Control achieved easily on one drug at low dose
  - No previous unsuccessful attempts at withdrawal
  - Normal neurologic exam and EEG
  - Primary generalized seizures except JME
- Consider relative risks/benefits (e.g., driving, pregnancy)

*Practice parameter. Neurology. 1996;47:600–602.*



# NEUROSURGERY AND AEDS

- Perioperative seizures are relatively rare, and all available drugs do not have 100% efficacy in preventing them.
- Great degree of heterogeneity among neurosurgical patients
- Incidence of epilepsy differs between patients with trauma, intracerebral hemorrhage and tumors – and even tumor type and localization
- AEDs interfere with adjuvant treatments for brain tumors: severe skin reactions (Stevens–Johnson syndrome) in patients under-going radiotherapy while taking phenytoin, phenobarbital or carbamazepine are reported.
- AEDs decrease efficacy of chemotherapy due to liver enzyme induction by carbamazepine , phenobarbital and phenytoin



# NEUROSURGERY AND AEDS (TRAUMATIC BRAIN INJURY)

- Prophylactic use of phenytoin or valproate is not recommended for preventing late PTS- ***level II recommendation***
- AEDs are indicated to decrease the incidence of early PTS (within 7 days of injury)- ***level II recommendation***
- Risk factors for late PTS-
  - (1) Glasgow Coma Scale (G CS) Score less than 10 .
  - (2) Cortical contusion.
  - (3) Depressed skull fracture.
  - (4) Subdural /epidural/ intracerebral hematoma .
  - (5) Penetrating head wound.

*Bratton SL, Chestnut RM, Ghajar J, et al. Guidelines for the management of severe traumatic brain injury. XIII: Antiseizure prophylaxis. J Neurotrauma 2007; 24 (Suppl 1):S83–S86.*



# NEUROSURGERY AND AEDS (SUBARACHNOID HEMMORHAGE)

*Rosengart AJ, Huo D, Tolentino J. Outcome in patients with subarachnoi hemorrhage treated with antiepileptic drugs. J Neurosurg 2007; 107:253 – 260. - META ANALYSIS*

- Significantly increased risk of neurologic complications in patients after subarachnoid hemorrhage, who were treated with AEDs.
- Patients at risk of seizures not yet defined
- Incidence of seizures is also uncertain (??<10%)




# NEUROSURGERY AND AEDs

## (PROPHYLAXIS IN BRAIN TUMORS)

*Tremont-Lukats IW, Ratilal BO, Armstrong T, Gilbert MR. Antiepileptic drugs for preventing seizures in people with brain tumors. Cochrane Database Syst Rev 2008:CD004424.*

- No difference between the intervention and control groups in preventing a first seizure in patients with brain tumors
- Patients treated with antiepileptic agents had a higher risk of adverse effect than those untreated

*Glantz MJ, Cole BF, Forsyth PA, et al. Practice parameter: anticonvulsant prophylaxis in patients with newly diagnosed brain tumors – report of the Quality Standards subcommittee of the American Academy of Neurology. Neurology 2000; 54:1886 –1893.*

- Discourages the prophylactic use of AEDs
  - Duration of prophylactic therapy in patients without preoperative seizures should be restricted to the first postoperative week
- 

# NEUROSURGERY AND AEDS

## (THERAPEUTIC USE IN BRAIN TUMORS)

- In patients with preoperative seizures- AEDs should be given
- Factors for post operative seizures-
  1. the amount of resection,
  2. parietal tumor localization
  3. seizure complexity
  4. pre-operative seizure duration

*Van Breemen MSM, Wilms EB, Vecht CJ. Epilepsy in patients with brain tumours: epidemiology, mechanisms and management. Lancet Neurol 2007; 6:421-430.*



# NEUROSURGERY AND AEDS (EPILEPTOGENESIS)

- Latent period of epileptogenesis following acute brain insult
- Newer therapies directed at cellular level under investigation-
- Tetrodotoxin and BDNF(brain derived neurotrophic factor)- promising in vitro results

*Prince DA, Parada I, Scalise K, et al. Epilepsy following cortical injury: cellular and molecular mechanisms as targets for potential prophylaxis. Epilepsia 2009; 50 (Suppl 2):S30 –S40.*



# PROPHYLAXIS - PHENYTOIN V/S LEVERACETAM

*Lim DA, Tarapore P, Chang E, et al. Safety and feasibility of switching from phenytoin to levetiracetam monotherapy for glioma-related seizure control following craniotomy: a randomized phase II pilot study. J Neurooncol 2009; 93:349 –354.*

- No difference in efficacy could be detected
- Levetiracetam showed fewer adverse effects.
- Good tolerability with levetiracetam.



# AEDS & PREGNANCY

- EPTOIN : Fetal Hydantoin Syndrome
- VALPROATE : Neural tube defects
- OTHER CONGENITAL MALFORMATIONS
  - Cardiac defects
  - Genitourinary defects
  - supplementation in all
  - Oral clefts
  - Risk with AED monotherapy 4.5% (OR 2.6)
  - Risk with Polytherapy 8.6% (OR 5.1)

*Holmes et al. N Engl J Med. 2001;344:1132–1138.  
[PubMed]*

## Consensus

- **Monotherapy with lowest dose CBZ**
- **Periconceptional Folate Supplementation 5 mg**
- **Vit K at 34<sup>th</sup> and 36<sup>th</sup> wk (GEMIND)**
- **MSAFP at 16 wk, and USG at 18 wk (GEMIND)**



# AEDS AND LACTATION

- Breastfeeding should be encouraged unless clear risk posed
- Probably safe:
  - Carbamazepine
  - Phenytoin
  - Valproate
  - Lamotrigine
- “Use with caution” in lactating women:
  - Primidone
  - Phenobarbital
  - Ethosuximide

*Pennell et al. Epilepsy and Behavior. 2007. 11: 263-9*



# STATUS EPILEPTICUS

- **Out of Hospital Setting (first 5 min):**

Diazepam(rectal) 0.5 mg/kg oral OR Midazolam (buccal) 0.2-0.3 mg/kg OR Lorazepam 2 mg/Diazepam 5-10 mg iv

- **First Stage(5-20 min)**

Lorazepam 0.1 mg/kg(max 4 mg) iv OR

Diazepam 0.5 mg/kg (max 10 mg) iv

**Wait for 5 min and repeat if no response (give pyridoxine 100 mg iv <2 yrs old)**



- **Second stage(20-60 min)- Established GCSE**

Phenytoin 15-20 mg/kg loading iv (@ 50mg/min max)

Fosphenytoin 20-25 mg/kg loading (@150 mg/min max)

↓(seizure persists 10 min after loading)

Consider

Phenytoin 5-10 mg/kg iv Or Fosphenytoin 5mg/kg iv

Alternatives

Valproate 25-35 mg/kg iv loading(max @ 6mg/kg/min)

Phenobarbitone 20 mg/kg iv loading( max @ 60mg/min)- needs ventilator backup

- Investigate: ABG- glucose, LFT, RFT, BUN, electrolytes, Ca, LP(if suspected), CT head



- **Refractory Status Epilepticus(>60 min)**

Mechanical Ventilation-

Drug	Loading/Bolus(iv)	Maintenance(infusion)
Midazolam	0.1mg/kg(max 10 mg)	0.2-0.4 mg/kg/h
Propofol	2-5 mg/kg	5-10 mg/kg/h
Thiopentone	10-20 mg/kg	0.5-1 mg/kg/h

**Weaning Off:** Seizure free 12 hrs(EEG burst suppression) reduce infusion every 3 hrs, if seizure recur, reinstitute coma with same drug

- **NCSE-** consider using Propofol/midazolam



AED	Dose/ dosing frequency	Remarks	Therapeutic level (Mcg/mL)	Adverse effects
Phenytoin	300–400 mg/d (3–6 mg/kg, adult; 4–8 mg/kg, child); od-bid Loading dose: 20 mg/kg @ <50 mg/min infusion	Cardiac monitoring check BP	10 -20	Gum hyperplasia, Lymphadenopathy, Hirsutism, Osteomalacia; Hyperglycemia Dizziness, Diplopia, Ataxia Incoordination
Valproate	750–2000 mg/d (20–60 mg/kg); bid-qid	Start 15 mg/kg/day Increment wkly 5-10mg/kg/day	50 – 100	Hepatotoxicity Thrombocytopenia Hyperammonemia Pancreatitis
Carbamazepine	600–1800 mg/d (15–35 mg/kg, child); bid qid	Start low and increase slowly Oral form only	6-12	Leukopenia, Aplastic anemia, Hyponatremia,
Leveracetam	1000–3000 mg/d; bid			Sedation Fatigue Incoordination Psychosis

AED	Dose/ dosing frequency	Remarks	Therapeutic level (Micromol/L)	Adverse effects
Gabapentin	Start 300 mg OD, increase - 900 to 1,800 mg divided TDS/QID		70 - 120	Weight gain, peripheral edema behavioral changes
Lamotrigine	Start 50 mg OD(25 mg with VPA), increase to 300-500 mg – divided BD(max 150 mg OD withVPA)	Risk of rash/SJS/TEN increased with concomitant valproate use, reduced with slow titration	10 - 60	Rash(Steven johnson syndrome), arthritis, tics, insomnia
Felbamate	Start 1200 mg daily divided TDS/QID or 15 -45 mg/kg/day divided 6 to 8 hours		125 - 250	Anorexia, vomiting, insomnia, somnolence, aplastic anemia, hepatotoxicity
Topiramate	Begin with 50 mg daily; increase to 50 - 400 mg daily divided 12 hrly		15 - 60	Dizziness, somnolence, ataxia, confusion, fatigue, paresthesias, speech difficulties,diplopia,impaired concentration and nausea, Nephrolithiasis, metabolic acidosis

AED	Dose/ dosing frequency	Remarks	Therapeutic level (Micro m/L)	Adverse effects
Oxcarbazepin	150 mg BD increase 150 mg each week , Max dose 600 mg BD	CBZ can be directly switched to Oxcarbazepine	50 - 140	Hyponatremia (more common in elderly), rash
Tiagabine	Start 4mg OD, BD next week, then TDS,in 4 <sup>th</sup> week 4 mg QID, Max- dose – 56 mg/day		50 – 250(nmol/L)	Stupor or spike wave stupor, Weakness
Zonisamide	Start 25 mg OD, add 25 mg every week , max – 300 mg BD		45 - 180	Rash, renal calculi, hypohidrosis, Irritability, photosensitivity, weight loss
Vigabatrin	Start 500 mg BD, increase to 1500 mg BD over 1 month	Regular vision testing required,	6-78	30% patients permanently loss of peripheral vision,
Clobazam	10 mg HS, max 30 mg OD	rebound seizures upon abrupt or over-rapid discontinuation of therapy(BZD withdrawal syndrome)	-	Somnolence, Ataxia, Dysarthria, Diplopia, Gelastic seizures, urticaria, rashes

○ THANK YOU

